




# Pet posters

PSHE, citizenship and English

Year 2  
Years 3 & 4

Duration: 15-30 minutes



**Objectives:**

- To consider how to meet the needs of animals in their care.

**Curriculum links:**

**CITIZENSHIP KS1:** 1) a, b 2) a, e 4) b

**CITIZENSHIP KS2:** 1) a 2) a

**PSHE KS1:** L3, R4, R5, R6

**PSHE KS2:** L1, L7

**ENGLISH:** Spoken language years 1-6

**Resources:**

- Pet poster worksheets (A3)
- Pet animal pictures or selection of pet animal soft toys
- Felt tip pens
- Exotic pets sheet
- RSPCA video *Chris Packham on keeping exotic pets*  
<https://www.rspca.org.uk/adviceandwelfare/pets/other> (link on the Animalkind website)

*Animalkind* film link - Section 2: Animals' needs and feelings • Section 3: We can all be Animal Kind

**Starter activity:**

Either

- 1) Recap previous lesson(s) on the needs of animals and summarise some of the needs that animals have that good pet carers are required to provide for, or show the *Animalkind* film sections: 2 and 3 if not previously shown

or

- 2) Ask children what pet animals they have at home (if any) and make a list on the board. In pairs, tell the children to choose an animal, from the list on the board, and to think of one thing that would make a good pet carer and one thing that would make a bad pet carer.

- Gather feedback from some of the pairs.



# Animalkind Lesson Plan 9

## Main activity:

- Form the children into groups of 4 – 6, and provide each group with an A3 Pet poster worksheet. Ask each group to choose a Pet animal picture from those displayed on a desk, or pick a toy from a large bag/sack. Don't include animals that are considered by many people to be unsuitable as pets such as exotic animals, birds, etc.
- Tell each group to:
  - Draw a picture of the animal in the centre of the sheet.
  - List what would make a good pet carer on the left side of the sheet, and what would make a bad pet carer on the right side.

## Plenary:

- Get feedback from the groups and discuss issues raised.

## Differentiation:

- Differentiate by ability to record ideas i.e. MA and HA children are expected to write full sentences on their posters, LA can record ideas through pictures and/or single words. Alternatively, arrange children into mixed ability groupings.

## Optional lesson development:

- Additional lesson on exotic pets:
  - a) Show the RSPCA video *Chris Packham on keeping exotic pets* (1 min 15 sec)
  - Or b) Show a short excerpt from one of the films *Finding Nemo* or *Rio*.
- Provide small groups of children with copies of the Exotic pets sheet, or cut up the pictures and provide pairs/groups with one from the sheet image.
- Ask children to discuss why the animal featured might not be suitable as a pet and gather feedback
- Ask children to create a campaign poster informing people not to buy exotic animals as pets.

\* For information on 'exotic pets' see:

- [www.rspca.org.uk/adviceandwelfare/pets/other](http://www.rspca.org.uk/adviceandwelfare/pets/other)
- [www.captiveanimals.org/wp-content/uploads/2011/02/Exotic-pet-factsheet.pdf](http://www.captiveanimals.org/wp-content/uploads/2011/02/Exotic-pet-factsheet.pdf)

## Resources available on the AnimalKind website


- **Pet animal pictures** (laminated, one per group in place of a toy)
- **Pet poster worksheets** (Photocopied to A3 size, one per group)
- **Exotic pets sheet** (one per group)
- Link to **RSPCA video *Chris Packham on keeping exotic pets*** (for displaying on whiteboard)



# Pet animal pictures (p1)




# Pet animal pictures (p2)





# Pet poster worksheet



**Bad pet carer**



**Good pet carer**

*Draw your animal here*

# Exotic pets sheet

