




Duration: 30-35 minutes

The needs of animals

PSHE, citizenship and English

Year 2
Years 3 & 4


Objectives:

- To find out about and describe the basic needs of animals.
- To understand that animals have other needs such as exercise, shelter and companionship for a good quality life (to be happy and healthy).
- To appreciate that we have responsibilities towards the animals who are in our care such as companion animals and that all animals should be treated with respect.

Curriculum links:

CITIZENSHIP KS1: 1) a, b 2) a, e 4) b

CITIZENSHIP KS2: 1) a 2) a

PSHE KS1: L3, R4, R5, R6

PSHE KS2: L1, L7

ENGLISH: Spoken language years 1-6

Resources:

- A set of Animal pictures
- A set of Needs cards for each pair of students
- Blank Needs cards template

Animalkind film link - Section 2: Animals' needs and feelings

Starter activity:

- 1) If not already shown, play the *Animalkind* film section 2: Animals' needs and feelings.
- 2) Ask the students what activities they have been engaged in since leaving school the day before. Activities put forward by students are listed on the board (e.g. playing, eating, drinking, washing, sleeping).
 - The class then proceeds to discuss whether pets and other animals have the same needs (for play, food, water, cleanliness, health care, shelter, company, sleep, etc.) Students are encouraged to offer examples of animals fulfilling those needs.
 - Briefly discuss which of these needs are 'essential' biological requirements for life/survival (i.e. food, water and air) and which are things that they 'like' or are required for them to be happy/contented/comfortable.



Animalkind Lesson Plan 8

Main activity:

- Form students into mixed-ability groups of three. Either provide each group with a laminated picture of an animal or ask students to pick an animal picture from those spread out face up on a table, then give each group a set of Needs cards.
- Give each group a large (A2) sheet of paper and ask them to stick the animal picture in the middle.
- Ask the groups to discuss each card and to decide if it applies to their animal. Those that do apply can be attached to their sheet.
- If there is time, children can illustrate the poster by drawing pictures depicting the animals' needs.
- At the end, each group should have created a poster illustrating their animal's needs.

Plenary:

- Ask them in turn to hold their poster up and to explain their animal's needs.
- Do their animals have any other needs that are not shown on the cards?
- Were there any needs that they were unsure of?
- Display the posters for 'Pet' (or companion) animals, Farmed animals and Wild animals on different parts of the classroom wall.
- Were there any needs that they thought their animal should have, but that are not always met, such as farmed animals needing plenty of space and fresh air, or pet animals needing exercise or animals in a zoo needing company?
- Discuss how the needs of the different types of animals ('pet animals', 'farmed animals' and 'wild/zoo animals'), differ and how they are similar.
- Discuss with the class whose responsibility it is to make sure that the needs of animals in our care are met.

Differentiation:



- Ask the HA students to create their own Needs cards using the Blank needs cards template sheet.

Resources available on the AnimalKind website


- **Animal pictures** (one set per group of students)
- **Needs cards** (one laminated set per group of students)
- **Blank Needs cards template** (optional for HA students)





Animal images (Companion animals)



Animal images (Farmed animals)



Animal images (Wild animals)



Needs cards (p1)




Info Sheet

A comfortable place to sleep



Medical care



A safe home



Opportunity to play



Clean water to drink



Companionship



Needs cards (p2)



Info Sheet

Fresh air and sunshine



Good food



To keep clean



Love and care



To be protected



Space to behave naturally and play



Blank Needs card template

