




Duration: 30-35 minutes

My needs are your needs

PSHE, citizenship and English

Year 2
Years 3 & 4**Objectives:**

- To find out about and describe the basic needs of animals.
- To understand that animals have other needs such as exercise, shelter and companionship for a good quality life (to be happy and healthy).
- To appreciate that we have responsibilities towards the animals who are in our care such as companion animals and that all animals should be treated with respect.

Curriculum links:**CITIZENSHIP KS1:** 1) a, b 2) a, e 4) b**CITIZENSHIP KS2:** 1) a 2) a**PSHE KS1:** L3, R4, R5, R6**PSHE KS2:** L1, L7**ENGLISH:** Spoken language years 1-6**Resources:**

- Image of a happy child
- Sets of Needs cards

Animalkind film link - Section 2: Animals' needs and feelings

Starter activity:

- 1) If not already shown, play the *Animalkind* film section 2: Animals' needs and feelings.
- 2) Ask the students what they require to be healthy and happy. List the needs (e.g. eating, sleeping, playing, washing, etc.) as they are suggested on the whiteboard around an image of a happy child.

or

Discuss with the class the activities they have been engaged in since leaving school, the day before. Activities put forward by students are listed on the whiteboard (e.g. playing, eating, drinking, washing, sleeping).

- Display the image of a happy child on the whiteboard.
- The class then proceeds to discuss whether pets and other animals have the same needs (for play, food, water, cleanliness, health care, shelter, company, sleep, etc.) Students are encouraged to offer examples of animals fulfilling those needs.



Animalkind Lesson Plan 7

- Briefly discuss which of these needs are 'essential' biological requirements for life/survival (i.e. food, water and air) and which are things that they 'like' or are required for them to be happy/contented/comfortable.
- Discuss/establish how the needs of domestic animals (pets and farmed animals) and wild animals may differ (if at all).

Main activity:

- Form students into pairs or small mixed-ability groups and provide each group with a set of Needs cards. Ask them to place the cards face down spread out on the table surface and to jumble them up. One pupil, and then another, picks up a card. If the two pictures match (e.g. the boy eating a sandwich picture and a horse eating hay picture are picked up), the cards are put to one side, face up. Students are encouraged to help each other by remembering, and pointing out, the location of specific pictures.

Plenary:

- Ask the class if there are any other needs that they can think of that are common to animals and humans. Can anyone think of any that apply only to humans (such as an education, a job, a holiday, vote in elections, free speech), or only to animals (such as protection of natural habitat)?
- Are all the needs of animals in the wild the same as domesticated animals, such as pets or farmed animals, or wild animals in zoos?
- Discuss with the class whose responsibility it is to make sure that the needs of animals in our care such as companion animals are met.

Differentiation:

- Use mixed ability groups for the cards sort activity.

Optional lesson development:

- Students draw a two-part picture of themselves a) helping to meet the needs of another human being and b) helping to meet the needs of a real (or imagined) animal. A Meeting Needs art collection is displayed on the classroom wall.

Resources available on the Animalkind website

- **Image of a happy child** (for displaying on whiteboard)
- **Needs cards** (one set per pair/group of students)
Instructions: Photocopy the three sheets onto paper or card. Laminate if printed onto paper. Cut out cards. You may need to trim the corners of the laminated or encapsulated cards as they may be sharp. Contact Animal Aid for free sets of colour laminated cards.

Lesson based on *My needs are your needs*, Earthkind p115-117. David Selby.



Image of a happy child



Needs cards (p1)

To keep clean



Love and care



To keep clean



Love and care



To be protected



Space to behave naturally



To be protected



Space to behave naturally



Needs cards (p2)

Good food



Fresh air and sunshine



Good food



Fresh air and sunshine



Clean water to drink



Companionship



Clean water to drink



Companionship




Needs cards (p3)

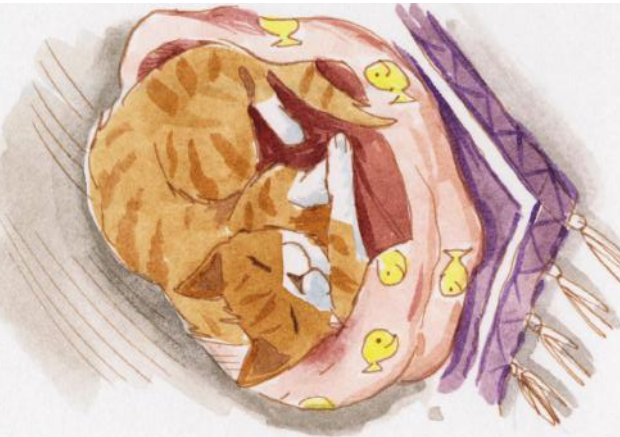
A comfortable place to sleep




Medical care



A comfortable place to sleep



Medical care



A safe home



An opportunity to play



A safe home



An opportunity to play

