




Duration: 30 minutes

# Animals' needs and feelings

PSHE, citizenship and English

Years 1 &amp; 2



## Objectives:

- To learn about the needs of companion animals such as cats and dogs.
- To appreciate that we have responsibilities towards animals who are in our care such as companion animals.

## Curriculum links:

**PSHE KS1:** L3, R4, R5, R6

**CITIZENSHIP KS1:** 1) a, b 2) a, e 4) b

**ENGLISH:** Spoken language years 1-6

## Resources:

- Soft animal toys or Animal pictures
- Key questions key rings
- Key questions worksheet
- Needs and feelings sheet

*Animalkind* film link - Section 2: Animals' needs and feelings

## Starter activity:

- Show the *Animalkind* film, section 2: Animals' needs and feelings.
- Discussion point: What are some of the feelings that you and animals share?
- Examples might include happiness/sadness, fear, excitement, boredom, anger, pain/pleasure, love/hate, rejection, shyness, courage, etc.

## Main activity:

- 1) Sit the children at tables or on the floor in groups of 4 or 5. Put all the soft toys (or laminated Pictures of animals) on the floor and ask students to decide what types of animals they are. Pick up each one in turn and ask pupils to name them.
  - Discuss whether each is a 'pet' animal (companion animal), a wild animal or an animal found on a farm.
  - Give each group a different soft toy or animal picture along with a Key questions key ring.
  - Each group passes their toy around and gives them a name. They then discuss amongst themselves the questions on the key ring.



# Animalkind Lesson Plan 3

- Questions on the key rings are:
    - What is my name?
    - What do I eat?
    - Where do I live?
    - What do I really like doing?
  - After 3 minutes gather feedback from a couple of groups.
  - Form children into pairs and provide each pair with a copy of the Key questions worksheet to complete. They can either write their answers in sentences on the sheet or draw pictures.
  - Discuss with the children the meaning of vocabulary used on the Key questions worksheet such as 'communicate'.
  - Ask students to swap toys (or animal pictures) again after 3 minutes and gather feedback from two different groups.
- 2) Provide each student with a Needs and feelings worksheet and ask them to discuss amongst themselves the answers to the questions, before completing the sheet individually. They can either write their answers in sentences on the sheet or draw pictures.
- Gather feedback from groups and discuss.

## Plenary:

- Finish with feedback and conclude that animals need more than just food, water and shelter.
- Talk about the extra things that make them happy such as friends, exercise, fresh air, something to do, etc. Conclude that animals have feelings and needs that are in many ways similar to ours.

## Resources available on the Animalkind website

- **Animal pictures** (laminated, one per group in place of toys)
- **Key questions key rings** (one set per group)  
Photocopy the Key questions key rings sheet (enough for one Key Questions key ring set per group) on to paper or card. Laminate or encapsulate and cut out tags. Punch a hole in each tag and attach to a key ring. Alternatively, contact Animal Aid for a free set of key rings ready-made.
- **Key questions worksheet** (one copy per group)
- **Needs and feelings worksheet** (one copy per student)



# Animal pictures (Companion animals p1)

## Companion animal pictures (p1)



# Animal pictures (Companion animals p2)

## Companion animal pictures (p2)





# Animal pictures (Farmed animals)

## Farmed animal pictures



# Animal pictures (Wild animals)

## Wild animal pictures



# Key questions keyrings

## Key questions keyrings



### Key Questions Key Rings

- Photocopy this sheet onto stiff card.
- Cut out the labels, including the black hole.
- Slip the labels onto a key ring. Alternatively, link labels together using a large paper clip, treasury tag or short piece of string.





# Key questions worksheet

## Key questions

What is my name?

What do I eat?

Where do I live?

What do I really like doing?

What am I good at?

Draw a picture of your animal here:

A large, empty rectangular box with rounded corners, intended for drawing a picture of the animal.A large, empty rectangular box with rounded corners, intended for writing the answer to the question "Where do I live?".A large, empty rectangular box with rounded corners, intended for writing the answer to the question "What do I really like doing?".A large, empty rectangular box with rounded corners, intended for writing the answer to the question "What am I good at?".





# Needs and feelings worksheet

## Needs and feelings

Draw a picture of yourself/yourselves

Draw a picture of your chosen animal

How do I communicate with my family?

How do I communicate with my family?

What might hurt me?

What might hurt me?

How do I show I am hurt?

How do I show I am hurt?

What might frighten me?

What might frighten me?

What other feelings do I have?

What other feelings do I have?