




Duration: 35-40 minutes

Five freedoms

PSHE, citizenship and English

Years 5-6



Objectives:

- To find out about and describe the basic needs of animals (for food, water and fresh air).
- To understand that all animals have other needs such as exercise, shelter and companionship for a good quality life (to be happy and healthy).
- To appreciate that we have responsibilities towards the animals who are in our care such as companion animals and that all animals should be treated with respect.

Curriculum links:

PSHE KS2: L1, L7

CITIZENSHIP KS2: 1) a 2) a

ENGLISH: Spoken language years 1-6

Resources:

- Five freedoms IWB activity
- Pictures illustrating each of the Five freedoms
- Five freedoms worksheet
- A set of Situations cards
- Set of pictures illustrating each of the Five freedoms
- Images of a pig in a farrowing crate and chickens in a battery cage
- 5 freedoms for animals poster


Animalkind film link - Section 2: Animals' needs and feelings

Starter activity:

- Using the Five freedoms activity on the IWB, point out each of the images illustrating the Five freedoms and ask the children which freedom each picture relates to. If you don't have use of an IWB, display on the whiteboard the images illustrating each of the Five freedoms.
- Use this exercise to explain what the Five freedoms are.

Main activity:

- Form children into pairs or mixed-ability groups of three or four and provide each group with a Five Freedoms worksheet, set of pictures illustrating each of the Five freedoms and a set of Situations cards.
- Tell children to stick the pictures illustrating each of the Five freedoms in the correct positions on the worksheet.



- Using the IWB talk pupils through the activity. Take a Situation card such as:

Guinea pig drinking from a full water bottle

- Ask children which freedom it relates to (**Freedom from hunger and thirst**) and whether or not it shows that freedom being met or not (it is being met as a full water bottle has been provided).
- Place the card in the correct place under the correct heading in the table on the IWB. Ask children to stick the relevant situation card in the correct position on their Five freedoms worksheet.
- Take another Situation card such as:

Mother pig in a farrowing crate

- Display the image of a pig in a farrowing crate and explain that it shows a pen that mother pigs are usually kept in when they are farmed indoors on a 'factory farm'. It is designed to stop them lying on their piglets. Mother pigs kept outside on 'free-range' farms are not put in crates because they have plenty of room and so would not lie on their offspring.
- Again, ask children which freedom it relates to. Point out that several cards, like this one, may be put in more than one place on the chart – **Freedom to express normal behaviour** and **Freedom from discomfort**.
- Once you have established that the children understand what the task entails ask groups to place the Situations cards in the correct place on their own Five freedoms worksheet. They may want initially to use blutac, or something similar, to fix them in place.
- Tell the children to ask if there are any labels that they don't understand.
- They may not understand what a 'battery' cage is for example. To explain it may be useful to display the image of egg-laying hens in 'enriched battery cages' and tell them that chickens who are reared indoors on 'factory' farms are kept inside small cages. This means lots of them can be kept in a small space and it is easier for the farmer to collect the eggs.

Plenary:

- Ask representatives from each group to come up to the board and, using their completed worksheet, place a card in the correct place in the table in the IWB activity. Take a vote and/or discuss whether they are correct.
- Discuss any that children are not sure about or that they disagree over.
- Allocate to each of the groups a different situation where animals' freedoms are not met and ask them to discuss what could be done to change these situations and to suggest whose responsibility it is to see that the animals' needs are met.




Optional lesson development:

- Show the poster '5 Freedoms for animals' produced by an Australian group called ThinkKind. Ask students to create their own posters to promote the 'five freedoms' for animals.

Resources available on the Animalkind website

- **Five freedoms IWB activity** (for displaying on whiteboard)
- **Pictures illustrating each of the Five freedoms** (for displaying on whiteboard)
- **Five freedoms worksheet** (A3-size copies, one per pair/group of students)
- **A set of Situation cards** (one set per pair/group of students)
- **Set of pictures illustrating each of the Five freedoms** (one set per pair/group of students)
- **Images of pig in a farrowing crate and chickens in a battery cage** (for displaying on whiteboard)
- **5 freedoms for animals poster** (for displaying on whiteboard)



Pictures illustrating the Five freedoms and situation cards

Pictures illustrating the Five freedoms and situation cards

Five freedoms pictures

Freedom from hunger and thirst



Freedom from discomfort



Freedom from pain injury and disease



Freedom to behave naturally



Freedom from fear and distress



Situation cards

Guinea pig drinking from a full water bottle

Sad hungry dog with an empty food bowl

Horses in a stable with a bag full of hay

Farm animals in a pen without water or food at market

Rabbits in a good hutch with a large run

New-born lamb shivering in a snow-covered field

Cat sleeping in a comfortable bed

Mother pig in a 'farrowing' crate on a factory farm

Rabbit having her claws clipped

A cow walking with a bad leg

Dog at the vets having his paw bandaged

Cat infested with lots of fleas

Pigs outside digging in soil

Chickens in a small 'battery' cage on a factory farm

Flock of parrots flying over the rainforest

Pet parrot in a small cage

Gerbils in a warm nest in a large cage with an exercise wheel, tubes and lots of toys

Children throwing stones at ducks in a park

Cats and dogs kept safely indoors on Guy Fawkes night

Fox being hunted by a pack of hounds



Five freedoms worksheet

Five freedoms worksheet

	Freedom is met ✓	Freedom is not met ✗
Freedom from hunger and thirst Animals should have access to fresh water and the right type and amount of food to keep them fit and healthy.		
Freedom from discomfort Animals should have the right type of home, including shelter and somewhere comfortable to sleep.		
Freedom from pain, injury and disease Animals' health should be looked after and they should be treated by a vet if they are sick or injured.		
Freedom to behave naturally Animals should have enough space and the freedom and opportunity to behave naturally.		
Freedom from fear and distress Animals should feel safe and not suffer mental distress.		

Five freedoms worksheet - answers

Five freedoms worksheet

Answers

	Freedom is met ✓	Freedom is not met ✗
Freedom from hunger and thirst Animals should have access to fresh water and the right type and amount of food to keep them fit and healthy.	Guinea pig drinking from a full water bottle	Sad hungry dog with an empty food bowl
	Horses in a stable with a bag full of hay	Farm animals in a pen without water or food at market
Freedom from discomfort Animals should have the right type of home, including shelter and somewhere comfortable to sleep.	Rabbits in a good hutch with a large run	New-born lamb shivering in a snow-covered field
	Cat sleeping in a comfortable bed	Mother pig in a 'farrowing' crate on a factory farm
Freedom from pain, injury and disease Animals' health should be looked after and they should be treated by a vet if they are sick or injured.	Rabbit having her claws clipped	A cow walking with a bad leg
	Dog at the vets having his paw bandaged	Cat infested with lots of fleas
Freedom to behave naturally Animals should have enough space and the freedom and opportunity to behave naturally.	Pigs outside digging in soil	Chickens in a small 'battery' cage on a factory farm
	Flock of parrots flying over the rainforest	Pet parrot in a small cage
Freedom from fear and distress Animals should feel safe and not suffer mental distress.	Gerbils in a warm nest in a large cage with an exercise wheel, tubes and lots of toys	Children throwing stones at ducks in a park
	Cats and dogs kept safely indoors on Guy Fawkes night	Fox being hunted by a pack of hounds

Image of pig in a farrowing crate



Image of chickens in a battery cage



5 freedoms for animals poster

5

freedoms for Animals




Freedom from *hunger & thirst*

Freedom from *discomfort*



Freedom from pain, injury
& disease

Freedom to express
normal behaviour



Freedom from *fear & distress*



www.thinkkind.org

Education and resources for
a humane Australia.